

1

Register your tree

Use this code:



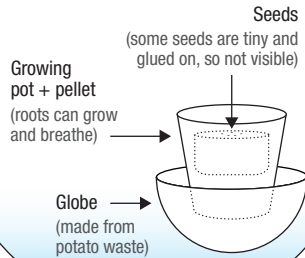
www.wcafi.org

...and see where we plant the other tree!

...find detailed instructions, videos, and more.

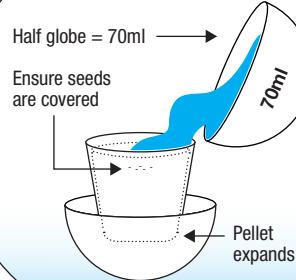
2

Arrange parts as shown



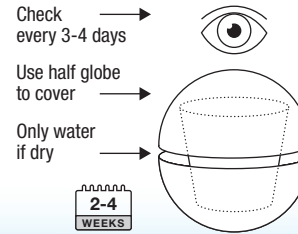
3

Add water



4

Cover until it sprouts



While you wait, go online

...and find out more about your tree species.

...get planting tips.

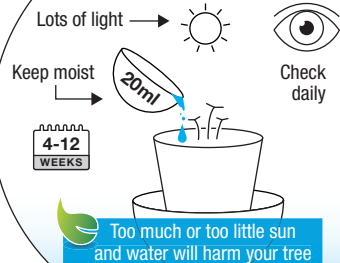
...connect to your social networks.



www.wcafi.org

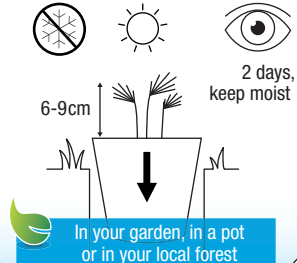
5

Daily care once sprouted



6

Ready to plant



7

Put your tree on the map

Tell us where you plant
See trees near you
See where we plant



www.wcafi.org

8

Tree help

Need more instructions?
Damaged your tree?
Need reserve seeds?
Where to plant?



Get tree help at:
www.wcafi.org/tree-help



Clean Air tree

WCAFI is a non-profit social enterprise with a goal to clean the air; fighting climate change, deforestation, and pollution.

Your support really counts; tell your friends and grow your tree.

www.wcafi.org